

GLASS WALL OFFICE SYSTEMS

DEMOUNTABLE PARTITIONS

FRAMELESS

FRAMED

MOVABLE WALLS



BAVW

BEST ALUMINUM WINDOWS

Aluminum Windows Specialized



GLASS WALL OFFICE SYSTEMS

DEMOUNTABLE PARTITIONS

The landscape of business environments is changing. Today's office interiors must meet a host of performance and aesthetic requirements, striking a compelling balance between form and function. BAW accomplishes this by pairing the benefits of glass with attractive and durable hardware systems.

BAW provides a complete range of sleek and functional demountable glass partition options to complement and enhance your project. Our systems are customized to the exact needs of each customer. They reflect the quality and workmanship, and ship quickly from a network of service centers on three continents. The results are increased natural light, improved visibility, efficiency and privacy in any workspace, all the while creating a striking visual statement.



— **FRAMELESS** p. 10-12



— **FRAMED** p. 13



— **MOVABLE WALLS** p. 14-15





FRAMELESS



Sliding System in Brushed Stainless.



Pivoting System in Brushed Stainless



Cascade Glass Wall System
with Custom Slider (by others).



FRAMELESS

- Maximum Natural Light Transmission
- Minimal Framing
- Pivoting and Sliding Configurations
- Accelerated Tax Depreciation

SYSTEMS

- BAW Cascade
- BAW Clear View
- BAW Laguna

Cascade Pivoting System in Satin Anodized, with 42" (1067 mm) Back-to-Back Ladder Pulls in Brushed Stainless.



Cascade Sliding System with Softbrake Braking System.



Clear View Sliding System in Satin Anodized.



FRAMED —



487 Series Stainless Steel Clad
with Pivoting Door.



F R A M E D

- Low Noise Transmission
- Optional Fire Rated Frames
- Accommodates Wood, Aluminum, or Glass Doors
- Pivoting and Sliding Configurations
- Accelerated Tax Depreciation
- Double Glazed Options

S Y S T E M S

- 487 Series

487 Series in Clear Anodized.



487 Series in Clear Anodized with Integrated Top Hung Slider.



487 Series in Clear Anodized with Integrated Top Hung Slider.



487 Series in Black Anodized with Pivoting Aluminum Door.



MOVABLE WALLS



SPS Stacking Partition System
in Brushed Stainless with Frameless
Sliding Door Handle.



Monterey System in White Powder Coat.



Monterey System in White Powder Coat.

MOVABLE WALLS

- Multi-Purpose Spaces
- Traffic Management
- Create Expansive Open-Concept Interiors
- Bi-folding and Stacking Configurations
- Frameless and Framed Options

SYSTEMS

- Monterey
- SPS Stacking Partition System



Monterey System in White Powder Coat.



SPS Stacking Partition System in Brushed Stainless with Back-to-Back Ladder Pulls.



BAW Cascade Pivoting System in Satin Anodized, with 42" (1067 mm) Back-to-Back Ladder Pulls.

FRAMELESS | BAW Cascade

BAW Cascade Frameless Glass Wall Office Systems provide clean, uninterrupted spans of "all glass" partitions with minimal hardware. Slim patch fittings yield maximum natural light transmission while delivering a minimalist aesthetic to complement any contemporary interior. Cascade Systems are available in different configurations with rugged door closer options concealed within the floor, ceiling, or floating transom, giving you a glass system that is completely scalable and adaptable to your project requirements.

BAW glass walls utilize a high quality polycarbonate dry joint that is 93% clear and resists fading and shrinkage when exposed to UV. These discreet joints effectively reduce sound transmission and glass deflection.

GLASS THICKNESS:

3/8" (10 mm), 1/2" (12 mm), 5/8" (16 mm), and 3/4" (19 mm) Tempered Glass

FIXED GLASS PANEL HEIGHT: Up to 12' (3.6 m) Tall*

GLASS DOOR HEIGHT: Up to 10' (3 m) Tall*

*Not to exceed GANA guidelines

OPTIONS:

FINISHES | Rails and Fittings

- Satin Anodized
- Black Bronze Anodized
- Polished Brass
- Brushed Stainless
- Polished Stainless

See page 17 for finish chart

LOCKS AND HANDLES

- Ladder Pulls
(Locking and Back-to-Back)
- Panic, Deadbolt, and
Electronic Egress
- Floor Mounted Patch Locks
- Glass Mounted Lever Locks
and Keepers

APPLICATIONS:

- Office Fronts
- Conference Rooms
- Lobbies and Waiting Rooms



BAW Clear View Pivoting System in Satin Anodized with 24" (609 mm) Back-to-Back Ladder Pulls.

FRAMELESS | BAW Clear View

BAW Clear View Frameless Glass Wall Office Systems provide the same seamless aesthetics of our CRL Cascade System, but with the addition of full-length low profile rails. Your choice of pivoting and sliding door options are designed to accommodate nearly any space. Frameless sliding configurations are available featuring our 'Softbrake' Braking System. CRL Clear View pivoting systems are available in different configurations with rugged door closer options concealed within the floor, ceiling, or floating transom, giving you a glass system that is completely tailored to your design.

BAW Clear View uses the patented Wedge-Lock™ Dry Glaze Glass Securing System for easy door alignment and adjustment.

GLASS THICKNESS: 3/8" (10 mm), 1/2" (12 mm), 5/8" (16 mm), and 3/4" (19 mm) Tempered Glass

FIXED GLASS PANEL HEIGHT: Up to 12' (3.6 m) Tall*

GLASS DOOR HEIGHT: Up to 10' (3 m) Tall*

*Not to exceed GANA guidelines

OPTIONS:

FINISHES | Rails and Fittings

- Satin Anodized
- Black Bronze Anodized
- Black Powder Coat
- Polished Brass
- Brushed Stainless
- Polished Stainless

See page 17 for finish chart

LOCKS AND HANDLES

- Ladder Pulls (Locking and Back-to-Back)
- Panic, Deadbolt, and Electronic Egress
- Floor Mounted Rail Locks
- Glass Mounted Lever Locks and Keepers

APPLICATIONS:

- Office Fronts
- Conference Rooms
- Lobbies and Waiting Rooms



BAW Laguna Sliding System in
Brushed Stainless with Thru-Glass Pulls.



BAW Laguna Pivoting System in Brushed Stainless
with Glass Mounted Latch.

FRAMELESS | BAW Laguna

BAW Laguna Series provides an industrial modern aesthetic that is both timeless and fresh. The sliding configuration is a modern day “barn door” featuring rugged, ultra-quiet rollers for smooth operation. An ‘anti-lift’ feature improves performance, safety, and security. The Laguna Sliding System features an optional “softbrake” system that automatically slows down the momentum of sliding glass doors to prevent impact. Attachment fasteners can accommodate both tempered glass and wood doors. Matching Laguna Pivot Door options provide a consistent look throughout a project’s multiple opening types to realize your vision.

GLASS THICKNESS: 3/8" (10 mm) and 1/2" (12 mm) Tempered Glass

FIXED GLASS PANEL HEIGHT: Up to 10' (3 m) Tall*

GLASS DOOR HEIGHT: Up to 9' (2.7 m) Tall*

*Not to exceed GANA guidelines

OPTIONS:

FINISHES | Track and Fittings:

- Brushed Stainless

LOCKS AND HANDLES

- Ladder Pulls
(Locking and Back-to-Back)
- Center Locks and Strikes
- Door Handles and Levers
- Thru-Glass Pulls

APPLICATIONS:

- Sliding and Pivoting Applications
- Office Fronts
- Conference Rooms
- Lobbies and Waiting Rooms



BAW 487 Series in Black Anodized
with Integrated Top Hung Slider.

FRAMED | BAW 487 Series

BAW 487 Series combines the efficiency and aesthetic attributes of glass with the performance enhancements of a fully framed partition. The 487 Series is a highly effective solution for creating remarkable office spaces and providing acoustical privacy, all while allowing desirable light to enter the indoor spaces. The 487 Series can accommodate 'all-glass', aluminum, or wood doors in pivoting or sliding configurations.

GLASS THICKNESS: 1/4" (6 mm), 3/8" (10 mm), 1/2" (12 mm), and 9/16" (14 mm) Tempered Glass

Double Glazed Walls Available for Optimal Noise Mitigation (STC)

APPLICATIONS:

- Office Fronts
- Conference Rooms
- Lobbies and Waiting Rooms

OPTIONS:

TRIMS

- 1" (25 mm), 1-1/2" (38 mm), and 2" (51 mm)

GLAZING POSITION

- Center
- Offset

DOOR TYPES

- Pivoting
- Sliding

FINISHES | Doors and Frames

- Clear Anodized
- Black Anodized
- Bronze Anodized
- Custom Finishes on Request

LOCKS AND HANDLES

- Ladder Pulls (Locking and Non-Locking)
- Lever Locksets
- Panic Exit Devices
- Door Handles



BAW SPS Stacking Partition System
in Polished Stainless.

FRAMELESS | BAW SPS

BAW SPS Stacking Partition Systems remain the most versatile option for "all glass" walls and office partitions. SPS allows tenants to reconfigure multipurpose spaces; dividing rooms into private meeting and concentration areas, or opening up entire collaborative spaces. Vast expanses of glass walls virtually disappear when panels are stacked against the end of the wall or stored out of sight in a closet. Available with convertible pivoting/sliding doors and multiple parking configurations, SPS offers a variety of options to coordinate with any design. Additionally, SPS can accommodate custom and wood panels.

GLASS THICKNESS:

1/2" (12 mm), 5/8" (16 mm), and 3/4" (19 mm) Tempered Glass

OPTIONS:

FINISHES | Rails and Fittings

- Satin Anodized
- Black Bronze Anodized
- Brushed Stainless
- Polished Brass
- Polished Stainless

LOCKS AND HANDLES:

- Ladder Pulls (Locking and Back-to-Back)
- Frameless Sliding Door Handle
- Key or Thumbturn Floor Bolt
- Door Handles

APPLICATIONS:

- Multi-Purpose Rooms
- Conference Rooms
- Lobbies and Waiting Rooms



BAW Monterey in White Powder Coat.

FRAMED | BAW Monterey

The BAW Monterey Bi-Folding Door and Wall System is a contemporary solution that maximizes available space while providing conferencing areas with additional acoustical buffering when in the closed position. This streamlined system features a versatile pivoting panel option that gives you the flexibility to fully or partially open the bi-folding wall. Our precision-engineered track and roller assembly provide a durable system that slides smoothly with minimal effort.

GLASS THICKNESS: 1/4" (6 mm), 3/8" (10 mm), and 1/2" (12 mm) Tempered Glass, and 1" (25 mm) Insulating Glass

OPTIONS:

FINISHES | Frames

- Wood Grain Powder Coat
- White Powder Coat
- Black Powder Coat
- Satin Anodized
- Black/Bronze Anodized

LOCKS AND HANDLES

- 2-Point Lever Latch
- 3-Point Keyed Lock

APPLICATIONS:

- Multi-Purpose Rooms
- Conference Rooms
- Lobbies and Waiting Rooms



HANDLES AND LEVERS



LADDER PULLS

From simple reach-height handles to full length lockable pulls, Ladder Pulls provide the perfect finishing and functional touch to glass doors in interior-interior or interior-exterior applications.

CENTER LOCKS

BAW boasts a complete offering of sleek and discreet Center Locks and Strike Housings that provide function and security with low profile hardware and minimal glass fabrication.

BAW offers a diverse selection of door hardware in versatile profiles designed to complete and enhance any entrance. A complete offering of Locking Ladder Pulls, Back-to-Back Pull Handles, Center Locks, Housings, and Lever Locks give you the design flexibility to specify a hardware solution that suits your taste and performs to your project's needs.

SYSTEM SELECTOR: FIND YOUR SOLUTION




BAW Systems	Cascade	Clear View	Laguna	487	SPS	Monterey
Installation Type						
Framed				•		•
Frameless	•	•	•		•	
Movable					•	•
Type of Door						
Pivoting	•	•	•	•	•	•
Sliding	•	•	•	•		
Door						
Glass Pivoting	•	•	•		•	
Glass Sliding	•	•	•	•		
Glass Softbrake	•			•		
Wood Pivoting				•		
Wood Sliding	•			•		
Wood Softbrake	•			•		
Aluminum Pivoting				•		•
Aluminum Sliding				•		
Application Type						
Office Front	•	•	•	•		
Executive Office	•	•	•	•		
Conference Room	•	•	•	•	•	•
Lobby or Waiting Room	•	•	•	•	•	•
Multi-Purpose Room					•	•

BAW FINISHES

BAW Cascade, BAW Clear View, and BAW SPS:

	Black Powder Coat		Polished Brass
	Black/Bronze Anodized		Polished Stainless
	Satin Anodized		Brushed Stainless


BAW 487

	Black Anodized
	Clear Anodized
	Bronze Anodized





































BAW Monterey

	Black Powder Coat
	Satin Anodized
	Black/Bronze Anodized
	White Powder Coat
	Wood Grain Powder Coat

BAW Laguna

	Brushed Stainless Steel
---	-------------------------

BAW WOOD DOOR SPECIES AND FINISHES

Clear	Nevada	Arizona	Oregon	California	Florida	Virginia	Georgia	Alabama	
									Cherry (Plain Sliced)
									White Maple (Plain Sliced)
									Red Oak (Plain Sliced)
									White Birch (Rotary Cut)

GLASS WALL OFFICE SYSTEMS

DEMOUNTABLE PARTITIONS

- FRAMELESS —
- FRAMED
- MOVABLE WALLS